

Published in final edited form as:

Org Lett. 2009 May 21; 11(10): 2157–2160. doi:10.1021/ol900320r.

Synthesis of Nucleoside Mono-, Di-, and Triphosphoramidates from Solid-Phase *CycloSaligenyl* Phosphitylating Reagents

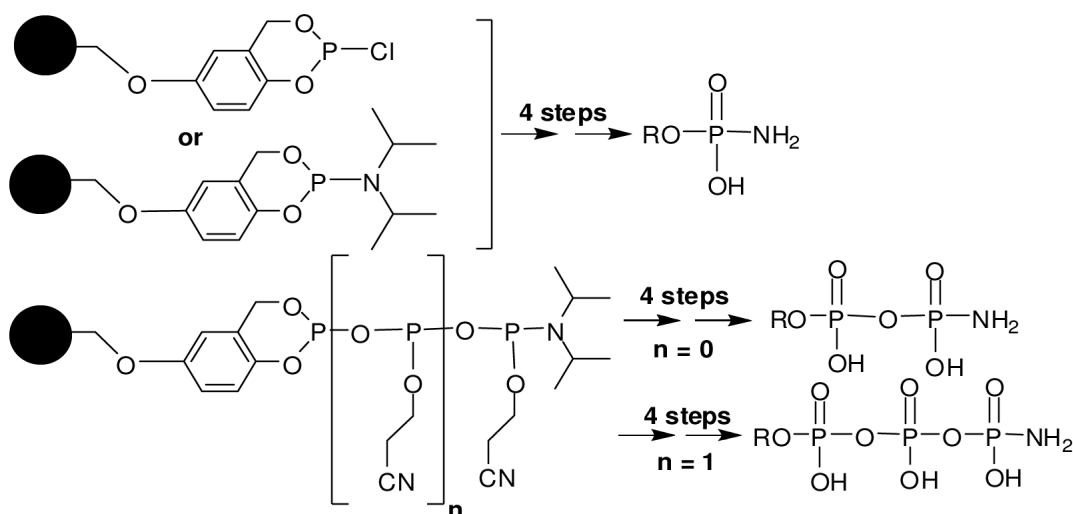
Yousef Ahmadibeni^{a,c}, Rakesh K. Tiwari^a, Gongqin Sun^b, and Keykavous Parang^{a,*}

^aDepartment of Biomedical and Pharmaceutical Sciences, College of Pharmacy, The University of Rhode Island, Kingston, Rhode Island 02881

^bDepartment of Cell and Molecular Biology, The University of Rhode Island, Kingston, Rhode Island 02881

^cDepartment of Chemistry, Columbus State University, Columbus, Georgia 31907.

Abstract



Chloromethyl polystyrene resin was reacted with 5-hydroxysalicylaldehyde in the presence of potassium carbonate to afford polymer-bound 2-hydroxybenzaldehyde. Subsequent reduction with borane solution produced polymer-bound 2-hydroxybenzyl alcohol. The reaction of immobilized 2-hydroxybenzyl alcohol with appropriate phosphitylating reagents yielded solid-phase *cycloSaligenyl* mono-, di-, and triphosphitylating reagents, which were reacted with unprotected nucleosides, followed by iodine oxidation, deprotection of cyanoethoxy groups, and the basic cleavage, respectively, to afford 5'-*O*-nucleoside mono-, di-, and triphosphoramidates in 52–73% overall yield.

Antiviral and antitumor nucleoside analogs undergo three phosphorylation steps by cellular kinases to generate nucleoside 5'-triphosphates that act as competitive inhibitors of DNA polymerases or incorporate into DNA and cause chain termination.¹ The first phosphorylation step is often the rate-limiting step. Thus several nucleoside phosphoramidate derivatives have

*E-mail: kparang@uri.edu.

Supporting Information Available. Experimental procedures and characterization of resins with IR and final compounds with NMR and high-resolution mass spectrometry. This material is available free of charge via the Internet at <http://pubs.acs.org>.

been synthesized as prodrugs with the aim of delivering the corresponding 5'-mononucleotide intracellularly and bypassing the initial phosphorylation step.²⁻⁶ A number of phosphoramidate derivatives of antiviral and antitumor nucleosides have demonstrated to have enhanced activity and reduced cytotoxicity when compared with their corresponding parent nucleosides.^{3,6-8} Furthermore, oligonucleotide phosphoramidates have attracted considerable attention as potential antisense agents because of their stability toward nucleases and being able to form a duplex with complementary DNA or RNA sequences with higher affinity.^{9,10} Catalysis of many hydrolases and nucleases also occur through nucleoside phosphoramidate intermediates.^{11,12} Therefore, the synthesis of nucleoside phosphoramidates and phosphoramidate-based pronucleotides and oligonucleotides are subjects of considerable interest in nucleic acid research. The facile synthesis of larger quantities of phosphoramidate derivatives is essential for studying their biological properties.

The reported solution-phase methods for the synthesis of nucleoside 5'-phosphoramidates include the reaction of nucleoside diphosphates, triphosphates, chlorophosphates, H-phosphonates, or trimethaphosphates, with amines¹³⁻¹⁶ in the presence of a base and/or a coupling reagent (e.g., *N*-carbodiimide derivatives^{13,17,18} or trimethylsilyl chloride^{15,19}). Alternatively, highly reactive phosphoramidate precursors (e.g., phosphoryldichloride derivatives or bis(benzotriazolyl)phosphoramidates) have been used in reaction with nucleosides for the synthesis nucleoside phosphoramidates.⁶ These methods have one or more disadvantages, such as the requirement for the synthesis of precursor nucleoside phosphates or phosphoramidates, the poor solubility of precursors in organic solvents, tedious purification of final products from intermediates and starting reagents, and low or moderate overall yields. We have previously reported the solid-phase synthesis of nucleoside mono-, di-, and triphosphates with high regioselectivity using polymer-bound linkers of *p*-hydroxybenzyl alcohol or *p*-acetoxybenzyl alcohol.²⁰⁻⁴

CycloSaligenyl (*cycloSal*)-phosphate triesters of several nucleoside analogs have been designed as a pH-driven nucleotide delivery system.²⁵⁻²⁸ As part of our ongoing efforts to synthesize organophosphorus compounds,²⁹ we report the synthesis of immobilized *cycloSal* phosphitylating reagents and their application for the synthesis of nucleoside mono-, di-, and triphosphoramidates to circumvent one or more of the problems associated with the solution-phase methods. To the best of our knowledge, this is the first paper on the synthesis of polymer-bound *cycloSal* phosphitylating reagents. Mono-, di-, and triphosphitylating reagents were first immobilized on polystyrene resin-bound linker of 2-hydroxybenzyl alcohol. Coupling reaction of unprotected nucleosides with the immobilized reagent followed by iodine oxidation, deprotection, and basic cleavage afforded nucleoside mono-, di-, and triphosphoramidates.

The advantages of this solid-phase strategy included: (i) The immobilization of hindered phosphitylating reagents on a rigid polymer-bound linker allowed for the regioselective reaction with the most reactive hydroxyl group in the presence of an excess of unprotected nucleosides to afford monosubstituted final products; (ii) Unprotected nucleosides were used instead of precursor nucleoside phosphate derivatives; (iii) Excess of nucleosides and unreacted reagents were removed in each step by washing the resins. Furthermore, the modified linker remained trapped on the resins. This facilitated isolation and purification of monosubstituted final products; and (iv) This strategy allowed the synthesis of nucleoside 5'-*O*-mono-, di-, and triphosphoramidates from the same polymer-bound linker.

Scheme 1 illustrates the synthesis of diphosphitylating and triphosphitylating reagents (**4** and **7**). Phosphorus trichloride was subjected to reaction with 3-hydroxypropionitrile (1 equiv) in the presence of 2,6-lutidine in anhydrous THF to yield 2-cyanoethyl phosphorodichloridate (**1**). The subsequent reaction of **1** with diisopropylamine (1 equiv) in the presence of 2,6-lutidine afforded 2-cyanoethyl diisopropylchlorophosphoramidite **2**. Addition of water (1

equiv) and 2,6-lutidine gave the intermediate **3** that was reacted with phosphorus trichloride (1 equiv) in the presence of 2,6-lutidine to afford the diphosphitylating reagent (**4**, 93%)

In a separate reaction, 2-cyanoethyl phosphorodichloridate (**1**) was reacted with the intermediate **3** (1 equiv) in the presence of 2,6-lutidine in anhydrous THF to yield **5**. Compound **5** was immediately treated with water (1 equiv) and phosphorus trichloride (1 equiv), respectively, in the presence of 2,6-lutidine to yield the triphosphitylating reagent (**7**, 87%).

The diphosphitylating and triphosphitylating reagents (**4** and **7**) were used immediately in coupling reactions with the polymer-bound 2-hydroxybenzyl alcohol. Compounds **4** and **7** were reacted with water and the chemical structures of their dihydroxy forms were confirmed by high-resolution time-of-flight electrospray mass spectrometry.

Scheme 2 shows the synthesis of nucleoside mono-, di, and triphosphoramidates from polymer-bound 2-hydroxybenzylalcohol (**10**). Chloromethyl polystyrene resin (**8**) was reacted with 5-hydroxysalicylaldehyde in the presence of sodium iodide and potassium carbonate to afford polymer-bound 2-hydroxybenzaldehyde (**9**). Reduction of the aldehyde group in **9** in the presence of borane solution (1M) produced polymer-bound 2-hydroxybenzyl alcohol (**10**), which was reacted with phosphorus trichloride or *N,N*-diisopropyl phosphoramidous dichloride in the presence of 2,6-lutidine to produce the corresponding polymer-bound *cycloSal* monophosphitylating reagents, **11** and **12**, respectively.

Similarly, the reaction of **10** with diphosphitylating and triphosphitylating reagents, **4** and **7**, in the presence of 2,6-lutidine produced polymer-bound *cycloSal* diphosphitylating and triphosphitylating reagents (**13** and **14**), respectively. The treatment of **11** or **12** with excess of unprotected nucleosides (e.g., 3'-azido-3'-deoxythymidine (**a**), adenosine (**b**), 3'-fluoro-3'-deoxythymidine (**c**), 2',3'-didehydro-2',3'-dideoxythymidine (**d**), thymidine (**e**), 2'-deoxyadenosine (**f**), 2'-deoxycytidine (**g**), and 3'-deoxyguanine (**h**)) in the presence of pyridine or 5-(ethylthio)-1*H*-tetrazole, respectively, gave **15a–h**. Similarly, reaction of **13** and **14** with excess of 3'-azido-3'-deoxythymidine (**a**) and adenosine (**b**) in the presence of 5-(ethylthio)-1*H*-tetrazole afforded **16–17a,b**. The most reactive hydroxyl group of unprotected nucleosides reacted selectively with hindered polymer-bound reagents (**11–14**) when an excess of nucleoside was used in coupling reaction.

Iodine oxidation of **15a–h** and **16–17a,b** yielded the corresponding polymer-bound nucleosides 5'-*O*-monophosphate (**18a–h**), diphosphate (**19a,b**), and triphosphate triester derivatives (**20a,b**). The removal of the cyanoethoxy group with DBU in **19–20a,b** afforded the corresponding polymer-bound nucleosides **21–22a,b**.

The cleavage of polymer-bound compounds **18a–h** and **21–22a,b** was carried out under basic conditions (NH₄OH). The intramolecular cleavage mechanism of final products from (**23a–h** and **24–25a,b**) is shown in Scheme 2. The cleavage relies on a nucleophilic attack on the phosphate triester by ammonia and a subsequent hydrolysis pathway to yield the nucleoside phosphoramidate derivatives. The reaction of ammonium hydroxide on resin **26** at the same time produced the linker-trapped resin (**27**), which was separated from the final products by filtration. The crude products had a purity of 68–92% and were purified on the C₁₈ Sep-Pak cartridges to afford 5'-*O*-nucleoside monophosphoramidates, diphosphoramidates, and triphosphoramidates (**28a–h**, **29–30a,b**, Scheme 2) in 52–73% overall yield (calculated from **11–14**, Table S1, see Supporting Information). The products were characterized by ¹H NMR, ¹³C NMR, ³¹P NMR, and high-resolution mass spectrometry (ESI-TOF).

This is the first report of the synthesis of solid-phase *cycloSal* phosphitylating reagents and their application for the preparation of nucleoside 5'-*O*-mono- di-, and triphosphoramidates. The solid-phase strategy allowed facile synthesis and purification of nucleoside 5'-

phosphoramidate derivatives from unprotected nucleosides by removing the unreacted reagents by washing in each step.

As a typical procedure (Scheme 2), 3'-azido-3'-deoxythymidine (**a**, 1 mmol, 4 equiv) and 5-(ethylthio)-1*H*-tetrazole (4 equiv) were dissolved in dry DMSO (3 mL) and were added to swollen **13** (229 mg, 0.25 mmol, 1.09 mmol/g) in THF (5 mL). The mixture was shaken for 28 h at room temperature. The resin was collected by filtration and washed with DMSO (2 × 10 mL) and THF (2 × 10 mL), respectively, and dried under vacuum to give **16a** (267 mg). Iodine solution in pyridine/water (98:2 v/v) (1.5 equiv, 1.5 mL, 0.5 M) was added to swollen resin **16a** in THF (5 mL). After 15 min shaking at room temperature, the resin was collected by filtration and washed with pyridine (2 × 10 mL), THF (2 × 10 mL), and DCM (2 × 10 mL), respectively, and was dried overnight at room temperature under vacuum to give **19a** (273 mg). DBU (2 mmol) was added to swollen resin **19a** in THF (5 mL). After 48 h shaking of the mixture at room temperature, the resin was collected by filtration and washed with THF (3 × 15 mL) and DCM (3 × 15 mL), respectively, and dried overnight at room temperature under vacuum to give **21a** (244 mg). NH₄OH (30%, 3 mL) was added to swollen resin **21a** in THF (3 mL). After 75 min shaking of the mixture at room temperature, the resin was collected by filtration and washed with MeOH (2 × 10 mL). The solvents of filtrate solution were immediately evaporated at room temperature. The residue was mixed with Rexyn® 101 (H) (hydrogen form, 500 mg, 5.72 meq/g) in water:dioxane (75:25 v/v, 3 mL) for 15 min. After filtration, the solvents were removed using lyophilization and the crude products were purified on C₁₈ Sep-Pak using appropriate solvents. The solvents were evaporated and the residues were dried under vacuum at -20 °C to yield **29a**.

Supplementary Material

Refer to Web version on PubMed Central for supplementary material.

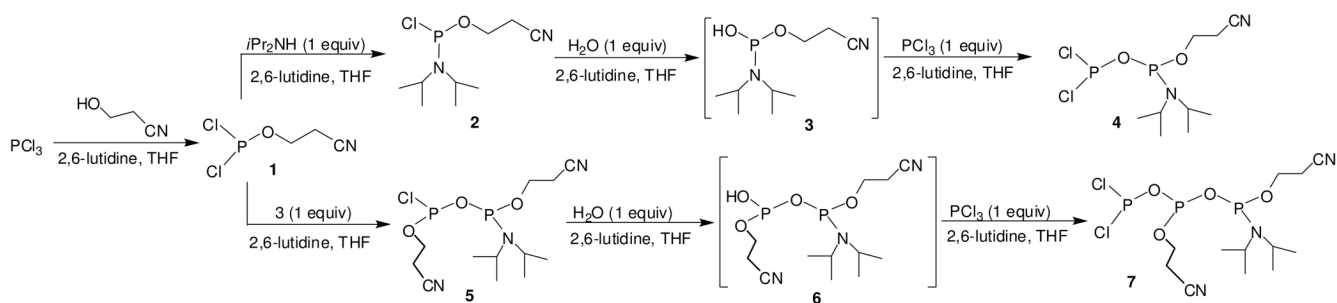
Acknowledgment

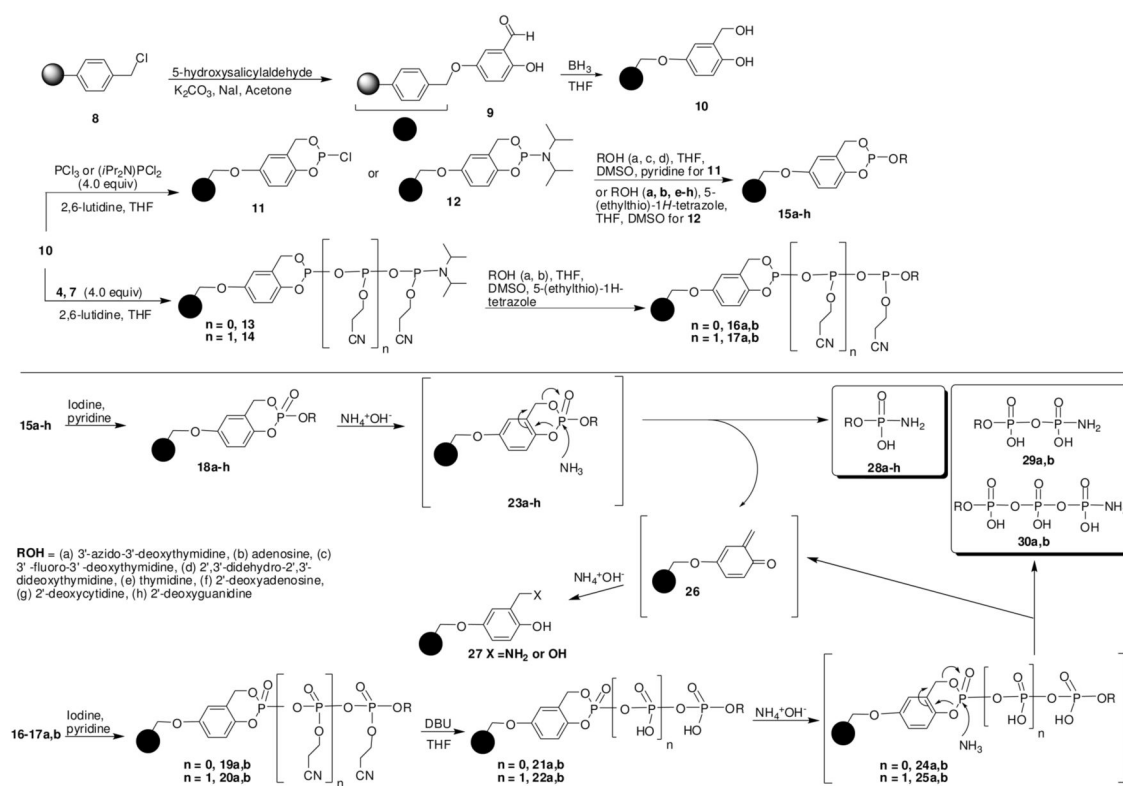
We acknowledge the financial support from National Science Foundation, Grant Number CHE 0748555. We acknowledge National Center for Research Resources, NIH, Grant Number 1 P20 RR16457 for sponsoring the core facility.

References

1. Balzarini J. *Pharm. World Sci* 1994;16:113. [PubMed: 8032337]
2. Parang K, Wiebe LI, Knaus EE. *Curr. Med. Chem* 2000;7:995. [PubMed: 10911016]
3. Drontle DP, Wagner CR. *Mini-Rev. Med. Chem* 2004;4:409. [PubMed: 15134543]
4. Cahard D, McGuigan C, Balzarini J. *Mini-Rev. Med. Chem* 2004;4:371. [PubMed: 15134540]
5. Egron D, Imbach JL, Gosselin G, Aubertin AM, Périgaud C. *J. Med. Chem* 2003;46:4564. [PubMed: 14521418]
6. Freel Meyers CL, Hong L, Joswig C, Borch RF. *J. Med. Chem* 2000;43:4313. [PubMed: 11063625]
7. McGuigan C, Cahard D, Sheeka HM, De Clercq E, Balzarini J. *J. Med. Chem* 1996;39:1748. [PubMed: 8648614]
8. Balzarini J, Egberink H, Hartman K, Cahard D, Vahlenkamp T, Thormar H, DeClercq E, McGuigan C. *Mol. Pharmacol* 1996;50:1207.
9. Manoharan M. *Antisense Nucleic Acid Drug Dev* 2002;12:103. [PubMed: 12074364]
10. Chen J-K, Schultz RG, Lloyd DH, Gryaznov SM. *Nucleic Acids Res* 1995;23:2661. [PubMed: 7651827]
11. Huang K, Frey PA. *J. Am. Chem. Soc* 2004;126:9548. [PubMed: 15291552]
12. Bieganski P, Garrison PN, Hodawadekar SC, Faye G, Barnes LD, Brenner C. *J. Biol. Chem* 2002;277:10852. [PubMed: 11805111]

13. Parang K, Kohn JA, Saldanha SA, Cole PA. FEBS Lett 2002;520:156. [PubMed: 12044889]
14. Zhu JG, Fu H, Jiang YY, Zhao YF. Synlett 2005:1927.
15. Zhu J, Hua F, Jiang Y, Zhao Y. J. Org. Chem 2006;71:1722. [PubMed: 16468833]
16. Wray J, Jahn W. FEBS Lett 2002;518:97. [PubMed: 11997025]
17. Abraham TW, Kalman TI, McIntee EJ, Wagner CR. J. Med. Chem 1996;39:4569. [PubMed: 8917645]
18. Kruse CH, Holden KG, Offen PH, Pritchard ML, Field JA, Rieman DJ, Bender PE, Ferguson B, Greig RG, Poste G. J. Med. Chem 1988;31:1768. [PubMed: 3045321]
19. Zhu J, Han B, Fu H, Jiang Y, Zhao Z. J. Org. Chem 2005;70:6676. [PubMed: 16095286]
20. Ahmadibeni Y, Parang K. Curr. Protoc. Nucleic Acid Chem 2008;8. [PubMed: 18551427]Chapter 13:Unit 13
21. Parang K, Fournier EJ-L, Hindsgaul O. Org. Lett 2001;3:307. [PubMed: 11430061]
22. Parang K. Bioorg. Med. Chem. Lett 2002;12:1863. [PubMed: 12086835]
23. Ahmadibeni Y, Parang K. J. Org. Chem 2005;70:1100. [PubMed: 15675883]
24. Ahmadibeni Y, Parang K. Org. Lett 2005;7:5589. [PubMed: 16320998]
25. Meier C. Mini-Rev. Med. Chem 2002;2:219. [PubMed: 12370064]
26. Meier C, Meerbach A, Balzarini J. Front. Biosci 2004;9:873. [PubMed: 14766416]
27. Balzarini J, Aquaro S, Knispel T, Rampazzo C, Bianchi V, Perno CF, De Clercq E, Meier C. Mol. Pharmacol 2000;58:928. [PubMed: 11040039]
28. Jessen HJ, Fendrich W, Meier C. Eur. J. Org. Chem 2006:974.
29. (a) Ahmadibeni Y, Parang K. Org. Lett 2005;7:1955. [PubMed: 15876028] (b) Ahmadibeni Y, Parang K. J. Org. Chem 2006;71:5837. [PubMed: 16839180] (c) Ahmadibeni Y, Parang K. Angew. Chem., Int. Ed 2007;46:4739. (d) Ahmadibeni Y, Parang K. Org. Lett 2007;9:4483. [PubMed: 17915884]

**Scheme 1.**Synthesis of Diphosphitylating and Triphosphitylating Reagents (**4** and **7**).

**Scheme 2.**

Synthesis of Nucleoside Monophosphoramidates **28a–h**, Diphosphoramidates, and Triphosphoramidates **29–30a–b** on the Solid Phase Using Polymer-Bound Linker **10**.